

OPERATING INSTRUCTIONS

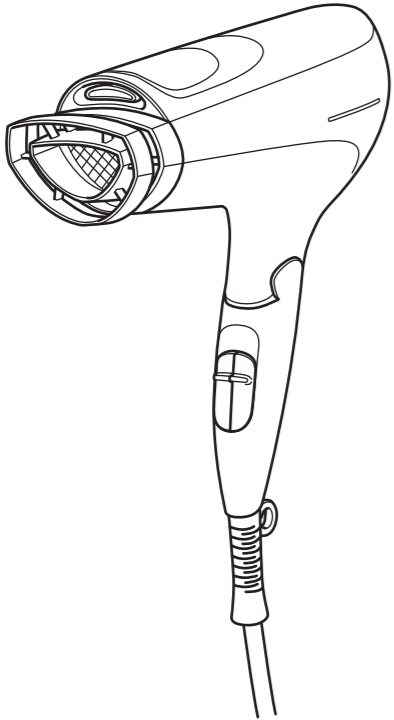
Hair Dryer: Collagen & Platinum Nano Ions Hair Dryer

TCD5000U

For household use only

READ ALL INSTRUCTIONS BEFOR USING.

- The “Safety Warnings” are for the prevention of danger to people and damage to assets. Read them carefully and make sure to abide by them.
- Store the manual in a location where it can be easily accessed at any time.



Safety Warnings

IMPORTANT SAFETY INSTRUCTIONS

When using electrical appliances, especially when children are present, basic safety precautions should always be followed, including the following:
KEEP AWAY FROM WATER

DANGER

As with most electrical appliances, electrical parts are electrically live even when the switch is off.

To reduce the risk of death by electric shock:

1. Always “unplug” it immediately after using.
2. Do not use while bathing.
3. Do not place or store this appliance where it can fall or be pulled into a tub or sink.
4. Do not place in or drop into water or other liquid.
5. If an appliance falls into water, “unplug it” immediately. **Do not reach into the water.**

WARNING

To reduce the risk of burns, electrocution, fire, or injury to persons:

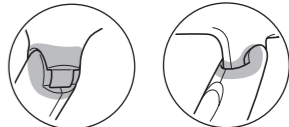
1. An appliance should never be left unattended when plugged in.
2. Close supervision is necessary when this appliance is used by, on, or near children or individuals with certain disabilities.
3. Use this appliance only for its intended use as described in this manual. Do not use attachments not recommended by the manufacturer.
4. Never operate this appliance if it has a damaged cord or plug, if it is not working properly, or if it has been damaged or dropped into water. Return the appliance to a service center for examination and repair.
5. Keep the cord away from heated surfaces. Do not wrap the cord around the appliance.
6. Never block the air openings of the appliance or place it on a soft surface, such as a bed or couch, where the air openings may be blocked. Keep the air openings free of lint, hair, and the like.
7. Never use while sleeping.
8. Never drop or insert any object into any opening.
9. Do not use outdoors or operate where aerosol(spray)products are being used or where oxygen is being administered.
10. Do not use an extension cord with this appliance.
11. Do not direct hot air toward eyes or other heat sensitive areas.
12. Attachments may be hot during use. Allow them to cool before handling.
13. Do not place appliance on any surface while it is operating.
14. While using the appliance, keep your hair away from the air inlets.
15. Do not use with voltage converter.
16. Do not use in countries with 220/240 volt electrical systems - use only with 120 volt electrical systems.

SAVE THESE INSTRUCTIONS

- Make sure to turn the switch OFF and unplug the dryer after use.
- Pull on the power plug instead of the power cord when unplugging the dryer.
- Make sure to use the dryer with an alternating current of 120V.
- Plug the dryer directly into an AC outlet with a rated current of 15 A or higher without any power strip or any other devices.
- Do not use the dryer if the inside of the main unit turns red, if it generates smoke, or if you hear the sound of foreign matter moving inside it.
- Do not damage the power cord. Regarding the power cord, do not forcibly bend, twist, pull, load any heavy weight onto, bring near to any hot object, pinch, modify, or bundle it when using the dryer. Do not wrap the cord around the main unit.
- Long-term use or misuse may cause the power cord to become damaged. Do not use it if:
 - The dryer sometimes does not blow air;
 - The power cord remains twisted;
 - The base of the power cord or plug is deformed or damaged;
 - The power plug is loose in the AC outlet.
- If the supply cord is damaged, it must be replaced by the manufacture,its service agent, or similarly qualified persons in order to avoid a hazard.
- Do not leave the dryer with the power switch turned ON. Do not put the dryer on anything flammable or sensitive to heat, such as a mattress, paper, or plastic bags.
- Do not use it on babies. Do not have a child close by when using it. This dryer should be stored out of reach of children.
- This appliance is not intended for use by persons (including children) with reduced physical, sensory or mental capabilities, or lack of experience and knowledge, unless they have been given supervision or instruction concerning use of the appliance by a person responsible for their safety.
- Children should be supervised to ensure that they do not play with the appliance.
- Do not use the dryer near any flammable material, such as gasoline, benzine, thinner, gas, or hair cosmetics agents. Do not use the dryer with hairspray.
- Keep the air inlet and outlet clear while it is in use.
- Do not insert any foreign matter, such as a hairpin, into the inlet or outlet.
- Do not look into the air outlet while it is in use.
- Use the dryer while keeping a distance of 4 inches (10cm) or more between the inlet and hair to avoid hair from being taken in.
Do not use the dryer if the inlet is damaged.
- Do not use this appliance near bathtubs, showers, basins or other vessels containing water. When the appliance is used in a bathroom, unplug it after use since the proximity of water presents a hazard even when the appliance is switched off.
- Do not use the dryer with wet hands.
- Do not immerse the dryer in water. Do not splash water on the dryer. Store the dryer in a dry place.

- Do not modify the dryer. No on other than repair engineers should disassemble or repair the dryer.
- Clean the air inlet regularly (at least once a month).
- Keep a distance of 1 inch (3cm) or more between the air outlet and hair. Do not excessively blow hot air in one place.
- Do not touch any attachment or the air outlet during or immediately after use, as the attachments and the air outlet will be hot. Also, do not let the attachments or air outlet touch your skin.
- Do not use the dryer for any purposes other than hair drying and styling, and do not use it on pets and wigs, etc.
- Do not let the dryer fall or sustain impact. Do not use if the dryer is broken.
- Do not touch the appliance with any hair-coloring agents. Never apply alcohol, benzine, or enamel remover.
- The dryer is not intended for business use. Keep it away from unspecified usage by a large number of people.

When folding or unfolding the grip, do not place your fingers on the shaded parts. Otherwise, your fingers could get caught.



OPERATING INSTRUCTIONS

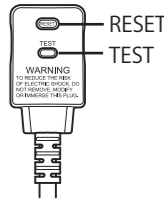
This appliance has a polarized plug (one blade is wider than the other). As a safety feature, this plug will fit in a polarized outlet only one way. If the plug cannot be inserted fully in the outlet, reverse the plug. If it still does not fit, contact a qualified electrician. Do not attempt to defeat this safety feature.

This appliance is also provided with an ALCI protective device that may make the appliance inoperable under some abnormal conditions (such as immersion of the appliance). If the appliance becomes inoperable, return the appliance to a service center for examination and repair. Every time using the appliance, check the safety plug to verify it is in proper working order. Plug the appliance in an electrical outlet and press the test button. The hair dryer should stop immediately.

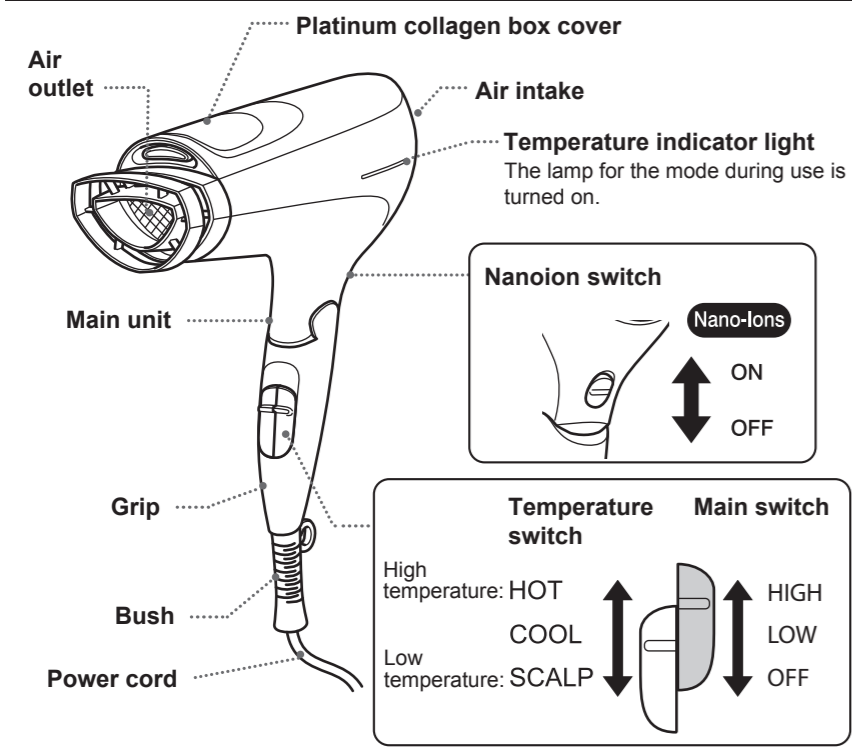
To resume operation, press the reset button.

This hair dryer is equipped with an automatic overheating protective device. If the hair dryer overheats, it will switch to cool air mode. Switch off the hair dryer and unplug it from the household outlet. Allow it to cool down for a few minutes before using it again. Check that no fluff, hair etc. is in the air inlets and outlets before switching it on again.

The thermostat will automatically reset.



Part names and functions



● **Platinum collagen box**
Mixture of platinum collagen constituent. Attached to the main unit.
The effectiveness of the platinum collagen box lasts about two years. (When used for 30 minutes per day)

● **Attachment**

Moist hood
Dry hair while taking in outside air.

Diffuser
Dry hair softly while diffusing air.

Concentrator
Blow air where you want to do so.

How to use

- 1 Make sure the switch is set to "OFF" before inserting the power plug into the outlet.
- 2 Select nano ion ON/OFF with the nanoion switch. Select the temperature with the temperature switch, and set the main switch to "LOW" or "HIGH" before using the appliance.

• How to use the face skin mode (Nano ion "ON" - "COOL" - Air blow "LOW")
The appliance provides platinum collagen and nano ion to your skin as well, and helps it to retain moisture.
Keep the air outlet about 20 cm away from the face. Close eyes, and blow cool air on the face for about one minute while moving the dryer from side to side so that the air can be blown over the entire face.

The effect of nano ion and platinum collagen tends to be ineffective for those who have: Wavy hair, curly hair, fine soft hair, short hair, hair that was just straightened, or naturally moist hair

Maintenance

Set the main switch to "OFF", and start after unplugging the power plug.

Main unit

Wipe away stains gently with a dry and soft cloth.
If stains persist, wipe with a soft cloth immersed in soapy water or neutral detergent diluted with water, only after wringing well.

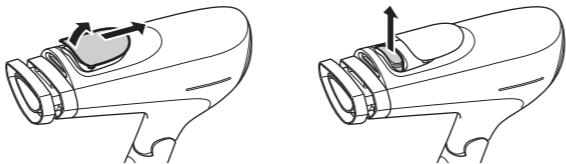
Air intake

Vacuum out dust and hair, or wipe the dryer clean with a cloth immersed in water and wrung out.
* Do not push on the intake area in a way that's overly forceful.

How to replace the platinum collagen box

Contact the shop where you purchased the appliance for the replacement parts.

- 1 Open the platinum collagen box cover, and take out the platinum collagen box.



- 2 Put in the new platinum collagen box. Return the platinum collagen box cover, and close while pressing down from above.

USER-MAINTENANCE INSTRUCTIONS

This hair dryer is virtually maintenance free. No lubrication is needed. For proper operating performance, the hair dryer must be kept clean.

WARNING

To prevent the risk of electric shock, personal injury or fire, observe the following:

1. Do not perform any servicing. This hair dryer has no user-serviceable parts.
 2. Never allow the power supply cord to be pulled, twisted, or severely bent.
 3. Never wrap the cord tightly around the hair dryer. Damage will occur at the high flex point of entry into the hair dryer, causing it to rupture and short. Inspect the cord frequently for damage. Stop use immediately if damage is visible or unit stops or operates intermittently.
- * This hair dryer should be stored out of reach of children.

Troubleshooting

Issue	Possible cause	Solution
Blows hot and cool air. Sparks can be seen from the air outlet. (Sparks are caused by the operation of the safety device.)	Air intake is blocked. Dust or hair is attached to the air intake.	Use the unit without blocking the air intake. Remove dust and hair. If the problem persists, immediately stop using the unit.

Specifications

Product number	TCD5000U
Power source	AC120V 60Hz
Power consumption	1500W
Dimensions	1.7m

Manufactured by
TESCOM DENKI CO., LTD.

Distributed by
Tescom USA & Canada
Suite 221,4276 Spring Mountain Rd ,
Las Vegas,Nevada,89102
Tel:702-292-0910
Email:sales@tescom.us URL:http://www.tescom-japan.us/



This message about...

GROUND
FAULT
CIRCUIT
INTERRUPTERS

...can save a life !

IF YOU MUST USE YOUR HAIR DRYER IN THE BATHROOM, INSTALL A GFCI* NOW!

Your local electrician can help you decide which type is best for you - a portable unit that plugs into the electrical outlet or a permanent unit installed by your electrician.
The National Electrical Code now requires GFCI's in the bathrooms, garages, and outdoor outlets of all new homes.

WHY DO YOU NEED A GFCI?

Electricity and water don't mix. If your hair dryer falls in water while it's plugged in, the electric shock can kill you...even if the switch is "off". A regular fuse or circuit breaker won't protect you under these circumstances. A GFCI offers you far greater protection.



A GFCI can save your life! Compared to that, the price is small!!
Don't wait ...install one now!

* GFCI is a sensitive device which reacts immediately to a small electric current leak by stopping the electricity flow.