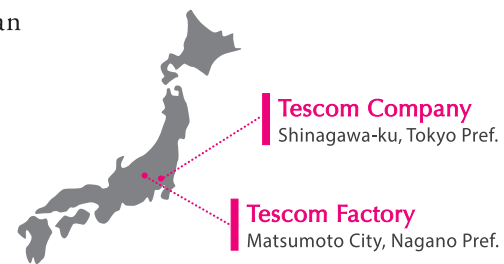


Professional hair dryer brand “Nobby” is No.1 share of hair salon in Japan.
 High quality hair dryer under elaborate design is developed
 in Tescom Factory in Matsumoto City, Nagano Pref.
 We will spread delight of creating beautiful hair style from Japan to the world.



Japan


Nobby by TESCOM
<http://www.tescom-japan.co.jp/>


ひとりひとりに
Beautiful Surprise
Nobby by TESCOM

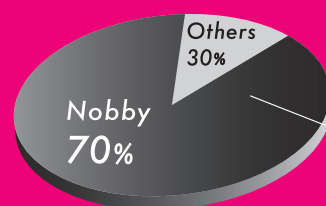
We satisfy your desire to be beautiful with innovations that surprise and delight.





No.1 hair dryer market share in Japanese hair salons For you, Nobby by TESCO

1965 established Nobby brand obtain strong support from Japanese hair salons and professional hair stylists. Nobby by Tescom brand hair dryer is developed with professional technology and know-how.



"Nobby" is professional hair salon tool brand which is most popular with 70% of share in Japan.*

Nobby is hair salons exclusive brand by Tescom. It is the top share* hair salon dryer.

*Researched by Japan Consultant from June to July in 2017.

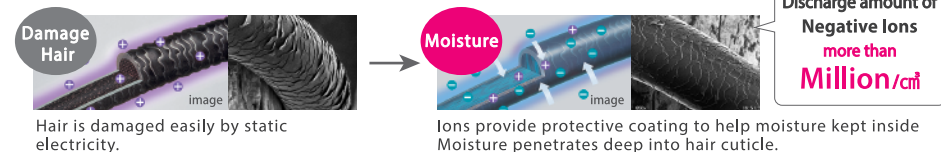


Negative ions technology


TESCOM releases negative ions hair dryer first in Japan. We'll help you to style your beautiful hair better. We develop negative ions first and use this technology for hair dryer, hair iron and curl dryer. Negative ions protect your hair from static electricity and give you glossy and moisture hair.

What is Negative Ions?

When hair is damaged or overly dried, the cuticle is peeled off and the loose the moisture of the inner. Negative ions reduce the static electricity and moisturize the hair. Therefore, it makes your hair shine, smooth and silky.

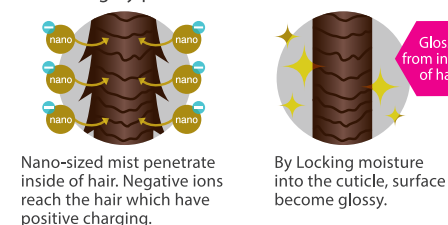


Original Function Only for TESCO

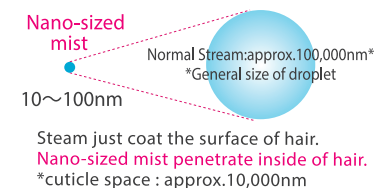


What is Nano-sized mist ?

Nano-sized mist is the mist smaller than cuticle space. It thoroughly penetrate inside of hair for moisturizing.



Difference from Nano-sized mist and Steam

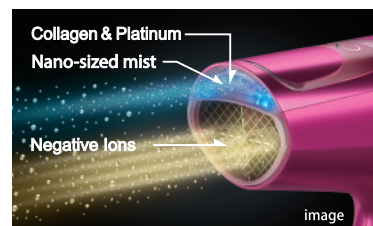


Collagen Ion Hair Dryer

Collagen, Platinum and Nano-sized mist
Tescom's innovated technology

Collagen, Platinum & Nano-sized mist

Tescom's innovated technology, combined particulate of collagen, platinum and nano-sized mist.



Emits CPN(Collagen,Platinum,Nano-sized mist) and Negative ions.



NTCD50 Collagen Ion Hair Dryer

Power: 220-240V
PW con: 1400W(220V)-1700W(240V)
Air Flow: 1.4m³/min. (at 240V)

Dimension: H236×W210×D93mm
(Main unit only)
Weight: 830g (Main unit only)
Color: Vivid Pink



More information
about CPN technology!

Full function with 3 hoods


1. Moist hood Tescom's unique hood takes in ambient cool air and blows out air. Temperature of air goes down and it prevents over drying.



2. Concentrator

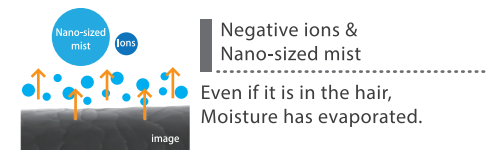


3. Diffuser



Tescom Beauty Technology

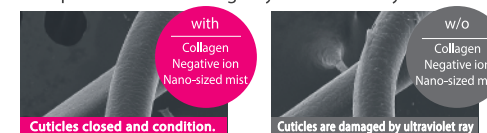
Collagen, Platinum & Nano-sized mist



Just drying, become glossy hair Effect of Collagen & Platinum Nano-sized mist

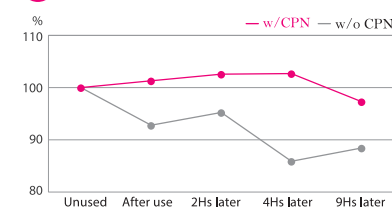
1 The effects by ultraviolet ray

Compare the hair damage by ultraviolet ray



*A typical example of products have collagen, negative ion and nano-sized mist.
*The result is affected environmental factors and individual differences.
*Test Lab : Satcine Medical Co., Ltd.

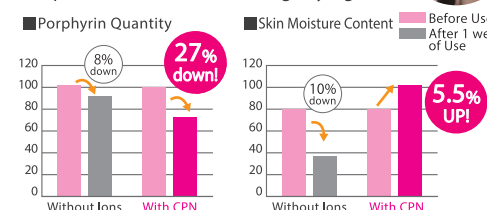
3 Continuousness of the amount of hair moisture



<Method> Used test body 3min to hair bundle.
<Result> Decreased the amount of moisture by w/o CPN. Kept the amount of moisture by CPN.
*Test Lab : Ceramic Craft Co., Ltd.

5 Facial Mode

Keep face skin moisture during drying




•porphyrin
Porphyrin is phototoxicity material which produced from P. acne's (caused of pimple) metabolic processes. Not only exasperate inflammation, Not only exasperate inflammation, but set up mottled by stimulating melanin production
<Method> Test Method : comparison test between open blind group After skin care, use 1minute NTCD50 COOL mode / position 1 2 times/day, after 1 week, measure the porphyrin
*Test Lab : SOUKEN Co., Ltd.

*1:at 240W *A typical example of CPN products *The result is affected environmental factors and individual differences

2 Negative effects by excess sebum

Compare the scalp condition



*Test Lab : SOUKEN Co., Ltd.

4 Keep Hair Color Brightness

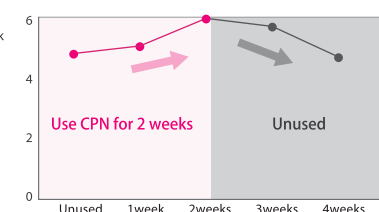
Long lasting color of the hair



<Method> Test Method : Hair fading inhibit effect test After washing hair, dry a sample 15 minutes. 2 times/day, measure after 14 days.
*Test Lab : SOUKEN Co., Ltd.

6 Gloss of skin

Gloss with DSC (Left side cheek)



<Method> After skin care, use the sample right and left of cheek each 1min by facial mode
<Result> During a period of CPN sample, observed value of gloss of skin increased.
*The observed value of gloss = relative value of the amount of light reflection.
*Test Lab : SOUKEN Co., Ltd.

Beauty Collagen Hair Dryer^{*1}

Sophisticated and soft blow provides better hair drying

Collagen & Nano-sized mist

- 1 outlet of top emit collagen.
- 1 outlet of top emit nano-sized mist
- 2 of top emit negative ions

Triangle Negative Ions

Negative ions come out from 4 outlets which form triangle.

Double energy ion control dial

Adjustable negative ion output from double energy ion air outlet.

Selectable blow temperature

2 temperature control switch, with hot (120°C*) and scalp care function (60°C), gentle for your scalp. *DRY mode

How to replace collagen box

Replace the collagen box approx. every 2 years (30min / day).



NTCD41 Beauty Collagen Hair Dryer

Power: AC220-240V

PW con: 1300W(220V)-1600W(240V)

Air Flow: 1.4m³/min. (at 240V)

Dimension: H282×W229×D95mm

(with Concentrator attached)

Weight: 680g (Main unit only)

Color: Bright Pink



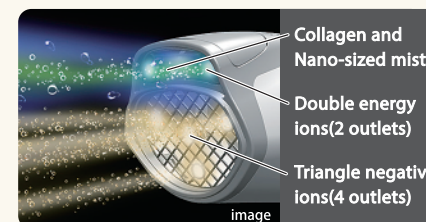
TESCOM
New
Concept



Idea of TESCOM!

For healthy scalp and beauty hair growth "Beauty Collagen"

1 What is Beauty Collagen?



Beauty Collagen consists of collagen, nano-sized mist and negative ions which is Tescom's unique technology of microscopic ion.

This gives glossy and moisture hair and keep coloring longer!



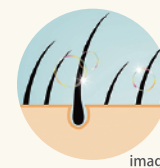
2 "Beauty Collagen" brings you 4 merits to your hair.

merit-1



Conditions cuticles and keep moisture and gloss.


merit-2



Scalp skin care

To the healthy scalp condition with scalp care.

merit-3



UV ray care with everyday hair drying.

You hair will get less UV damage by taking good care and conditioning cuticles.

merit-4



Keep hair color brightness

You can keep your hair color longer if you continue using it.

*1:Beauty Collagen consists of collagen, nano-sized mist and negative ions which is Tescom's unique technology of microscopic ion.

*2:Collagen box is tested for allergic, however, this will not guarantee that.

*3:at 240V

Ion Hair Dryer - Made in JAPAN -

No need to select voltage when traveling overseas.

Automatic Voltage Switch

No need to select voltage when traveling overseas. Turn on the switch for easy use and avoid the wrong power supply-input voltage.

Moist Hood

Take in ambient cool air and blow out air. Temperature of air goes down and it prevents over drying.

Compact Size



Fold up for easy carrying.
(500ml plastic bottle size)



NTID6J Ion Hair Dryer

Power: AC100-120/200-240V
PW con: 900-1300W(100-120V) /
1000-1450W(200-240V)
Air Flow: 1.4m³/min. (at 240V)

Dimension: H215×W170×D86mm
(Main unit only)
Weight: 500g (with Moist hood attached)
Color: White



Key Point

What is Automatic Voltage Switch?


Dual voltage type



When you use in the wrong power supply-input, it may cause damage to the main body.

- You have to select the voltage proper scale by coin.

NTID6J



- Automatically select the correct voltage range.
- Avoiding damage by wrong power supply-input voltage.

Dual voltage hair dryers have a switch which changes between two voltages and you have to select the voltage proper scale. If you use the hair dryer under the voltage range 100-120V in countries the main supply is between 220-240V, it may cause damage to the main body. However automatic voltage switch function doesn't need to select voltage like a PC and mobile phone. It's attractive function in the hair dryer market.

Automatic
Voltage
Switch

For travel



Light and powerful dryer gives quick drying without any stress.



For travel



Easy to Handle with Compact Body



Easy to grip and just fit to your hands. Only 440g dryer. You can dry hair without being stressful.



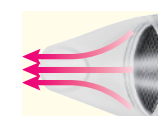
NBID42 Ion Hair Dryer

Power: AC110-120/220-240V
PW con: 1200W(110-120V) /
1500W(120-240V)
Air Flow: 1.4m³/min. (at 240V)

Dimension: H200×W137×D77mm
(Main unit only)
Weight: 430g (Main unit only)
Color: Gold

Negative ions & powerful air flow (2000W)^{*1} make glossy hair.

Styling Concentrator



The small air outlet adjusts the air flow and creates the wind for easy styling.

Styling Mood



Just one press changes cool/ hot air flow.
Finally dry whole hair using cold air to keep style longer.



NTID38 Ion Hair Dryer

Power: AC220-240V
PW con: 1680W(220V)
~2000W(240V)
Air Flow: 1.4m³/min. (at 240V)

Dimension: H273×W221×D91mm
(with Styling Concentrator attached)
Weight: 580g
(with Styling Concentrator attached)
Color: Gold

^{*1}: at 240V

Ion Hair Dryer

Quick drying by high power. Hair becomes beautiful & moisturized

High power of 2000W^{*1} 



High power of 2000W makes stable power and moisture of air flow. It saves your electric cost and drying time.

● Save about 25% of time to dry ● switch position: TURBO-HIGH

Triangle Negative Ions




Negative ions come out from 4 outlets which form triangle.

Make your style with 9 air flow!



You can choose from 9 kinds of air flow with changing switches and select temperature with [HIGH-LOW] setting.



NTID95 Ion Hair Dryer

Power: 220-240V Dimension: H287×W181×D84mm
PW con: 1650W(220V) -2000W(240V) (Main unit only)
Weight: 520g (Main unit only)
Air Flow: 1.6m³/min. (at 240V) Color: Pink



High Power Model



Make beautiful hair by preventing over-drying, "Moist Hood".

Take in ambient cool air and moisturize your hair. Prevent hair damage by excessive heat.




Plenty of negative ions make glossy and moisturized hair.

Triangle Negative Ions




Negative ions come out from 4 outlets which form triangle.



NTID92 Ion Hair Dryer

Power: 220-240V Dimension: H297×W169×D91mm
PW con: 1650W(220V)-2000W(240V) (Main unit only)
Weight: 520g (Main unit only)
Air Flow: 1.6m³/min. (at 240V) Color: Pink



No.1^{*2} low noise level 47dB^{*3}



NTID721 Ion Hair Dryer

Power: AC220-240V Dimension: H250×W157×D84mm
PW con: 1100W(220V)-1300W(240V) (Main unit only)
Air Flow: 1.4m³/min. (at 240V) Weight: 490g (Main unit only)
Color: Pink

Light weight^{*4} hair dryer, easier to use.



NTID45 Ion Hair Dryer

Power: AC220-240V Dimension: H206×W184×D93mm
PW con: 1650W(220V)-2000W(240V) (Main unit only)
Air Flow: 1.6m³/min. (at 240V) Weight: 480g (Main unit only)
Color: Pink

Light weight^{*4} hair dryer, easier to use.



NTID46 Ion Hair Dryer

Power: AC220-240V Dimension: H206×W184×D93mm
PW con: 1650W(220V)-2000W(240V) (Main unit only)
Air Flow: 1.6m³/min. (at 240V) Weight: 480g (Main unit only)
Color: Gold

Slit Hood takes in outside air and prevents over drying.



NTID292 Ion Hair Dryer

BF plug: 1300W (220V)-1600W (240V) Dimension: H215×W203×D83mm
C2 plug: 800W (220V) (Main unit only)
Air Flow: 1.5m³/min. (at 240V) Weight: 435g (with slit hood attached)
Color: White

*1: at 240V *2: Tescom reserched on January. 2014 *3: Switch position 3-Low noise ON

*4: Comparisons with conventional products

Ionic Hair Styler

No need to select voltage when traveling overseas.

For travel

2Brush
type

Double
Negative Ions

100-120V
200-240V
Automatic Voltage

Cool
shot switch



Automatic Voltage Switch

Automatic Voltage Switch
No need to select voltage when traveling overseas.
Turn on the switch for easy use and avoid the wrong power supply-input voltage.

Automatic
Voltage
Switch

Styling Blow Brush

Comb hair up from its root and create glossy finish.

Styling Iron Brush

Aluminum material helps create tight curls

NTIC6J Ionic Hair Styler

Power: AC100-120/200-240V
PW con: 500W(100-200V) / 700W(120-240V)
Main Switch: DRY-SET-COOL
Dimension: H60xW220xD52mm (with Brush attached)
Weight: 445g (with Brush attached)
Color: White

For travel

2Brush
type

Double
Negative Ions

100-120V
200-240V
Automatic Voltage

Cool
shot switch



Automatic Voltage Switch

Automatic Voltage Switch
No need to select voltage when traveling overseas.
Turn on the switch for easy use and avoid the wrong power supply-input voltage.

Automatic
Voltage
Switch

Styling Blow Brush

Comb hair up from its root and create glossy finish.

Styling Iron Brush

Aluminum material helps create tight curls

NTIC600J Ionic Hair Styler

Power: AC100-120/200-240V
PW con: 500W(100-200V) / 700W(120-240V)
Main Switch: DRY-SET-COOL
Dimension: H60xW220xD52mm (with Brush attached)
Weight: 445g (with Brush attached)
Color: Red

Three types of attachments to improve your hairstyle.

3Brush
type

PROTECT ion

Washable
brush

Easy instructions
A style book
is attached

Cool
shot switch



※1 As of June 2015,
based on Tescom data.

3 attachment brushes for different hair style

To straighten wavy hair
Catch blow brush
Containing silk extract
(Silicon base & elastic pins)



The silicon base(which helps to catch the hair) and the elastic pins straighten wavy hair and make trimmed hair appear glossy.

To add volume to the hair
Volume up brush
Containing keratin extract
(Elastic pins with round tips)



The thin brush head can fit the curvature of the back of the head. Add volume to the hair by softly lifting up the hair from the root when drying the hair.

For gorgeous hair
Curl iron brush
19-mm aluminum barrel



The aluminum material conducts heat evenly. With its high thermal conductivity, a distinct glossy curl can be obtained. The catch comb can grab hold of even a short piece of hair, for a gorgeous curly style.

NACC11 Ionic Hair Styler

Power: AC220-240V
PW con: 400W(220V)-480W(240V)
Main Switch: 2(BLOW)-1(SET)-0(OFF)
Sub Switch: HOT-COOL
Dimension: H64xW325xD50mm (with Brush attached)
Weight: 345g(Main unit only)
Color: White

Make Glossy Hair by Negative Ions

For travel

1Brush
type

Negative Ions

AC100-120V
AC200-240V
World Voltage



Styling Blow Brush

Tension Floking
Easy to make tension to hair and catch hair ends firmly.

Elastic Pin
Elastic pins with a ball on the tip won't damage scalp, but vatsh fair firmly.

Catch Comb
(based on styling blow brush)
Can catch hair end of layer-styled hair.

Removable & Washable

NBIC40 Ionic Hair Styler

Power: AC100-120/200-240V
PW con: 450W(100V-200V) / 650W(120V-240V)
Switch: DRY-SET-OFF
Dimension: H51xW334xD46mm(with Brush attached)
Weight: 425g (with Brush attached)
Color: White

LET'S HAIR MAKE! Curl Dryer

STEP.1



Start using after drying hair about 80%.

STEP.2



Style your hair with imaging natural inward curls.

POINT



Catch tip of hair by hand.

STEP.3



After blow dried whole hair, switch a mode to "COOL" to keep style.

STEP.4



Use hair wax to arrange your style.

Negative Ion Multi Hair Iron

For travel ✈

6WAY
type

Double
Negative Ions

Max temp
200°C^{*1}

30秒^{*2}
Just 30seconds
to use

Mirror Coating
Plate

WET&DRY^{*3}

100-240v
World Voltage



Hair arranging with 6 ways.

It's just using 4 attachments.



NTIR2610 Negative Ion Multi Hair Iron

Power: AC100-240V
PW con: 47W-49W
Temperature: 100-200°C
(Adjust temperature with 21level)
Turn OFF automatically (safety setting)

Dimension: H85×W292×D42mm(Main unit only)
Plate size: H100×W26mm
Weight: 485g (Main unit only)
Color: Gold

- *1: Temperature width:
100°C~200°C/5°C step.
*2: 100°C reaching time
(Max temperature settings /
use straight ion)
*3: Do not use with
attachment with wet hair.

LET'S HAIR MAKE!▶ Multi Hair Iron

Inward curls

STEP.1




Take a hair bundle of 3-5 cm,
and with the attachment
inside the hair, place the
hair in the hair iron at the
place where you want to
start the curls.

POINT

Make sure to place the
attachment inside the hair.

STEP.2



While holding the tip of
the hair iron closed with
both hands, make a
half-rotation and hold
for five seconds.

POINT

Rotate 180 degrees inward.

STEP.3



Slowly slide the hair iron
down to the end of the hair.



Outward curls

STEP.1




Take a hair bundle of 3-5 cm,
and with the attachment
outside the hair, place the
hair in the hair iron at the
place where you want to
start the curls.

POINT

Make sure to place the
attachment outside the hair.

STEP.2



While holding the tip of
the hair iron closed with
both hands, make a
half-rotation and hold
for five seconds.


POINT

Rotate 180 degrees outward.

STEP.3



Slowly slide the hair iron
down to the end of the hair.



Negative Ion 2way Steam Hair Iron

For travel ✈

2WAY
type

Negative Ions

Mirror Coating
Plate

Powerful Steam

Max temp
200°C^{*1}

25秒^{*2}
Just 25seconds
to use

100-240v
World Voltage



Style firmly, speedy and high performance.

2WAY (Straight&Curl)



Powerful Steam×Heat Plate



High temperature plate with 200 degrees and
plenty steam keep style longer till evening.
you can use powerful steam.



If you will push steam tank,
you can use powerful steam.

NTIR2632 Negative Ion 2Way Steam Hair Iron

Power: AC100-240V
PW con: 58W-64W
Temperature: 100-200°C
(Adjust temperature with 21level)
Turn OFF automatically (safety setting)

Dimension: H72×W339×D41mm(Main unit only)
Weight: 540g (Main unit only)
Color: Gold

- *1: Temperature width:
100°C~200°C/5°C step.
*2: 100°C reaching time
(Max temperature settings /
use straight ion)

LET'S HAIR MAKE!▶ Curl Hair Iron

STEP.1



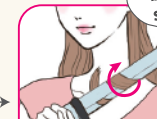
Blocking at 60% of
your hair.

STEP.2



Clip in the middle of
hair bundle and slide
iron to tip of hair.

STEP.3



Curl inside with one
time and half, hold
a few seconds.

Push steam
before hold a few
seconds.



Curl outside with
one time and half,
hold a few seconds.

STEP.4



Use a little hair
wax with setting
power. Done!

Please Check!
HOW TO MOVIES ▶



Hot Brush Hair Iron

For travel ✈

Negative Ions

Max temp
180°C^{*1}

100-240V
World Voltage

Ceramic
Coating Plate



Straighten kinky hair quickly Just by brushing the hair.

Easy-3way styling like using an ordinary brush

Natural Straight



image
Just by brushing the hair with the special hot pin brush, you can straighten bed hair, unruly hair, and wavy hair to make natural straight style.

Elegant C-shape Curls



image
Just by curling the hair with the special hot pin brush, you can make tight and elegant C-shape curls. Slits on the back of the brush enable you to pull the brush off from curled hair.

Add Volume to the Top



image
Just by brushing the hair with the special hot pin brush, you can add volume to the roots to enjoy elegant hair style.

NACH5 Hot Brush Hair Iron

Power: AC100-240V
PW con: 35W

Temperature: 100-120-140-160-180°C
(Adjust temperature with 5 level)

Turn OFF automatically (safety setting)

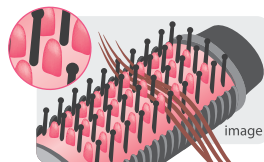
Dimension: H50×W284×D44mm
Weight: 405g

Color: White

Recommend Point

Lower temperature for brittle and damaged hair
Special Hot Pin Brush Type Hair Iron.

Special hot pin brush



Parts of the pins (pink ones) are made of metal, not plastic for pins of conventional brush hair irons. These metal pins heat the hair very well and make tight curls and long lasting hair-style. You can set your hair even at a lower temperature as the surface of metal pins thoroughly touches the hair.



Slit brush



Slits on the back of the brush make it easy to move the brush smoothly from the hair without collapsing curls and volume on the tips, front and top.

Negative ions give glossiness



Negative ions are emitted from 6 release holes at the side of the brush, preventing static electricity while brushing and moisturizing the hair.

Please Check!
HOW TO MOVIES ▶▶



Negative Ion 2 Ways Brush Hair Iron

For travel ✈

2WAY
type

Negative Ions

Max temp
190°C^{*1}

30秒^{*2}
Just 30seconds
to use

Argan Rich
Coating Plate

100-240V
World Voltage



New type of 2way hair iron
Make glossy style with negative ions

2WAY (Brush curl & Straight)

Brush curl




Straight



You can enjoy curl and straight hair style with just press button.

Make curl easily to the end of hair



By clipping with plate, so this can make a curl to the end of hair easily..

NTIR1832 Negative Ions 2Ways Brush Hair Iron

Power: AC100-240V
PW con: 66W-73W

Temperature: 140-160-190°C
(Adjust temperature with 3 level)

Turn OFF automatically (safety setting)

Dimension: H57×W295×D52mm
Plate size: H105×W32mm

Weight: 460g (Main unit only)
Color: Pink

Recommend Point

Easy-to-use for beginners

You can use hot brush and brush iron same as drying with hair dryer.
Good point is easy to use like hair brush and burn less than hair iron.



1 For bangs and short hair

Part with high temperature doesn't touch skin, so you can use for bangs, short hair and nape of neck.



2 Functions like a brush, making curly style easy!

The brush doesn't become too hot. You can hold the brush while curling your hair, much like using an ordinary brush.

Straight Hair Iron

For travel ✈

Ceramic
Coating Plate

Max temp
190°C^{*1}

100-240V
World Voltage

NTHS6 Straight Hair Iron

Power: AC100-240V
PW con: 25W

Temperature: 190°C

Dimension: H60×W195×D25mm

Plate size: H80×W18mm

Weight: 190g (Main unit only)

Color: Pink



Curl Hair Iron

For travel ✈

Ceramic
Coating Plate

Max temp
190°C^{*1}

100-240V
World Voltage

NTH226 Curl Hair Iron

Power: AC100-240V
PW con: 25W-29W

Temperature: 190°C

Dimension: H66×W233×D34mm

Weight: 235g (Main unit only)

Color: Pink



Ionic Styling Brush

Portable hair-care cosmetic for beautiful glossy hair

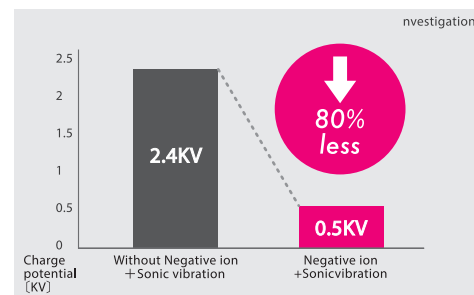
For travel
Negative Ions




NTIB10 Ionic Styling Brush

Power: AAA alkaline battery x2pcs
Dimension: H127xH66xD56mm
Weight: 115g (without battery)
Color: Pink, Black

Preventing static electricity from a hair brush



Refreshes tired scalp



Feels hair gloss



Auto - OFF



HOW TO USE!► Ionic Styling Brush



STEP.1



Brushing

Brushing from roots to tip of hair.

STEP.2



Whole Scalp Care

Grind brush to scalp and brushing slowly.

STEP.3



Point Scalp Care

Grind brush to scalp tired point and brushing in a circular motion.


STEP.4



Reflexology

Grind to pressure points of scalp

STEP.5 Finish!



Negative Ions Care

Brushing whole hair makes glossy hair.

Point

Soft cushion




detachable brush



The brush feature a special soft cushion

Please check more information



Youtube: TESCO channel

<https://www.youtube.com/channel/UCWenDE9MjGSLWw1IK1j6Kwg>



TESCOM Hair Dryer Line Up

Find your own Hair Dryer

		Esthetic Care		Premium & Moisture			Fast & Moisture		Silent	Compact		
		NTCD50	NTCD41	NTID6J	NBID42	NTID38	NTID95	NTID92	NTID721	NTID45	NTID46	NTID292
												
Page		P3	P5	P7	P8	P8	P9	P9	P10	P10	P10	P10
Color		Vivid Pink	Bright Pink	White	Gold	Gold	Pink	Pink	Pink	Pink	Gold	White
Power		AC220-240V	AC220-240V	AC100-120V AC220-240V	AC110-120V AC220-240V	AC220-240V	AC220-240V	AC220-240V	AC220-240V	AC220-240V	AC220-240V	AC220-240V
PWcon		1400W(220V) 1700W(240V)	1350W(220V) 1600W(240V)	900-1300W(100-120V) 1000-1450W(200-240V)	1200W(110V•220V) 1500W(120V•240V)	1680W(220V) -2000W(240V)	1650W(220V) 2000W(240V)	1650W(220V) 2000W(240V)	1100W(220V) 1300W(240V)	1650W(220V) 2000W(240V)	1650W(220V) 2000W(240V)	800W(220V) 1600W(240V)
Air Flow(at 240V)		1.4m³/min	1.4m³/min	1.4m³/min	1.4m³/min	1.4m³/min	1.6m³/min	1.6m³/min	1.4m³/min	1.6m³/min	1.6m³/min	1.5m³/min
Weight		830g (Main unit only)	680g (Main unit only)	500g (Main unit only)	430g (Main unit only)	580g (with Styling Concentrator attached)	520g (Main unit only)	525g (Main unit only)	490g (Main unit only)	480g (Main unit only)	480g (Main unit only)	435g (with slit hood attached)
Dimension(main body)		H236×W210×D93mm (Main unit only)	H282×W229×D95mm (Main unit only)	H215×W170×D86mm (Main unit only)	H200×W137×D77mm (Main unit only)	H273×W221×D91mm (with Styling Concentrator attached)	H287×W181×D84mm (Main unit only)	H297×W169×D91mm (Main unit only)	H257×W157×D84mm (Main unit only)	H206×W184×D93mm (Main unit only)	H206×W184×D93mm (Main unit only)	H215×W203×D83mm (Main unit only)
World Voltage		—	—	○(Automatic)	○	—	—	—	—	—	—	—
Temperature Switch		○	○	—	—	—	○	—	—	—	—	—
Speed Switch		2	3	2	2	2	3	3	3	3	3	3
Foldable Handle		○	○	○	○	○	○	○	○	○	○	○
Hair Care	Collagen & Platinum	○	—	—	—	—	—	—	—	—	—	—
	Beauty Collagen	—	○	—	—	—	—	—	—	—	—	—
	Negative ion	4 ions outlet Triangle Negative ion	4 ions outlet Triangle Negative ion	2 ions outlet Double Negative ion	2 ions outlet Double Negative ion	2 ions outlet Double Negative ion	4 ions outlet Triangle Negative ion	4 ions outlet Triangle Negative ion	4 ions outlet Triangle Negative ion	2 ions outlet Double Negative ion	2 ions outlet Double Negative ion	1 ions outlet
	Moist Hood	○	—	○	—	—	○	○	○	—	—	○ (Slit Hood)
	Cool Switch	○	○	○	○	○	○	○	○ *1	○ *1	○ *1	○

TESCOM Beauty Line Up

Find your own Hair Styler

		Brush type		
		NTIC6J	NTIC600J	
				
				NACC11
				
				NBIC40
				
Page		P11	P11	P12
Color		White	Red	White
Power		AC100-120V/200-240V (Automatic)	AC100-120V/200-240V (Automatic)	AC220-240V
PWcon		500W(100V・200V) 700W(120V・240V)	500W(100V・200V) 700W(120V・240V)	400W(220V) 480W(240V)
Weight		445g (with Brush attached)	445g	345g (Main unit only)
Dimension		H60×W220×D52mm (with Brush attached)	H60×W220×D52mm (with Brush attached)	H64×W325×D50mm (with Brush attached)
Switch		3	3	2(main switch) and Style keep swith
World Voltage		○(Automatic)	○(Automatic)	—
Hair Care	Negative ion	○	○	○ PROTECT ions negative ions and positive ions
	Cemellia oil	○	○	—
	Brush	2	2	3

TESCOM Beauty Line Up

Find your own Hair Style Tool

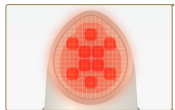
		Multi Hair	Curl&Straight	Brush type	Brush Curl&Straight	Straight	Curl
		NTIR2610	NTIR2632	NACH 5	NTIR1832	NTHS6	NTH226
							
Page		P13	P14	P15	P16	P16	P16
Color		Gold	Gold	White	Pink	Pink	Pink
Power		AC100-240V	AC100-240V	AC100-240 V	AC100-240V	AC100-240V	AC100-240V
PW/con		47W-49W	58W-64W	35W	66W-73W	25W	25W-29W
Temperature		100-200℃ (Adjust temperature with 21 level)	100-200℃ (Adjust temperature with 21 level)	100-120-140-160-180℃ (Adjust temperature with 5 level)	140-160-190℃ (Adjust temperature with 3 level)	190℃	190℃
Weight		485g (Main unit only)	540g (Main unit only)	405g	460g (Main unit only)	190g (Main unit only)	235g (Main unit only)
Dimension		H85×W292×D42mm (Main unit only)	H72×W339×D41mm (Main unit only)	H50×W284×D44mm	H57×W295×D52mm (Main unit only)	H60×W195×D25mm (Main unit only)	H66×W233×D34mm (Main unit only)
Plate size		H100×W26mm	—	—	H105×W32mm	H80×W18mm	—
World Voltage		○	○	○	○	○	○
Care Hair	Negative ion	2 ions outlet Double Negative ion	9 ions outlet	6 ions outlet	1 ions outlet	—	—
	Steam	—	○	—	—	—	—
	plate coating	Mirror coating	Mirror coating	Ceramic coating	Ceramic coating	Mirror coating	Ceramic coating

For prominent pores
Skin Cool Pat



Make your skin fineness & smoothness by photo & cool.

[LED care]

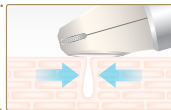


Feel the professional health spa LED light Photo head and care your pores at your home.

Side




[Cool Facial care]



The Cool head which chilled by around 5 degrees*1 and make your pores tight.

*1: when the ambient temperature is 25 degrees.



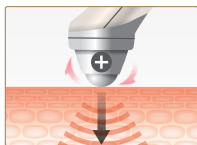
NTE10 Skin Cool Pat
Power: AC100-240V
AC PW con: cool 12W, photo 2W
Charging Time: Approx.5H
Dimension: H111×W46×D40mm (Main unit only)
Weight: 120g (Main unit only)
Color: Gold

Care dark rings
Eye Care



Brightly clear your eyes by triple effect

[Roller Ball]



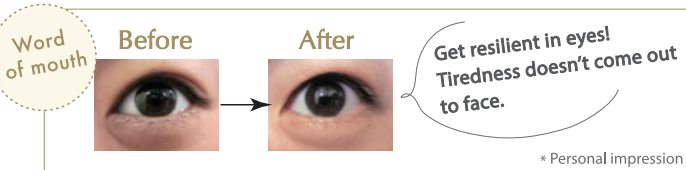
Gently massage and care your thin/delicate under eye skin.

[Warm Mode]

A Roller Ball warm up to around 40°C and your eyestrain will be comfortable.

[Microcurrent Care]

To stimulate the low level of electrical current to your skin and relieve your eyestrain.



NTE11 Eye Care
Power: AC100-240V
AC PW con: 10W
Charging Time: Approx.5H
Dimension: H135×W34×D33mm (Main unit only)
Weight: 86g (Main unit only)
Color: Gold

For pore spots
Ion Cleansing



Ions derivation and warm head pull out the pore spots.

[Ion Cleansing Function]



With Ion Cleansing, negatively-charged dirt deep in pores or old cuticles that cannot be Washed off completely can be pushed out through the flow of electricity by attracting them to a positive potential head.

[Warm Mode]



The warm head dedicate gradually warmth to your skin and clean your clogged pores.



NTE20 Ion Cleansing
Power: AC100-240V
AC PW con: 10W
Charging Time: Approx.5H
Dimension: H130×W41×D38mm (Main unit only)
Weight: 110g (Main unit only)
Color: Gold

For pore spots
Ultrasonic Peeling



Peeling just slide the metallic spatula gently across your skin.

[Peeling]



Just slide the metallic spatula gently across your skin. You can peel off old cuticles clogged onto your skin.

[Pore Cleansing (Face/Body)]



Ultrasonically vibrated water emulsifies and clears off dirt and grime clogged onto your skin and deep in pores.

[Automatic Mist]

Convenient push-to-mist button. No needs to moisten your skin before peeling care.

NTE21 Ultrasonic Peeling
Power: AC100-240V
AC PW con: 5.5W
Charging Time: Approx.5H
Dimension: H184×W49×D46mm (Main unit only)
Weight: 140g (Main unit only)
Color: Gold

KITCHEN



Freshness is vacuum's gift to you.

gokusen



*A vacuum is a state in which the pressure is lower than the atmospheric pressure.

What is Vacuum Blender?

Normal blenders let in a lot of oxygen when they mix, causing the food to oxidize and reducing the freshness and nutritional value. With gokusen, oxygen is removed from the container using a vacuum pump, creating a vacuum of 0.3 atm, equal to that at the summit of Mt. Everest. Because the food isn't exposed to oxygen, the freshness and nutritional value remain high.

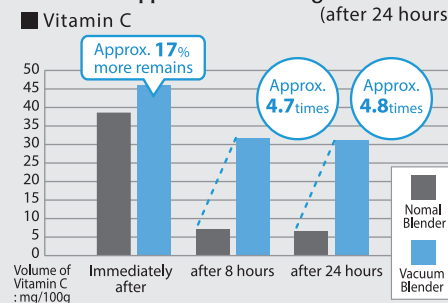
Equipped with Tescom's unique control functions, which prevent ingredient absorption and allow easy vacuum cooking.



Merit of Vacuum Blender

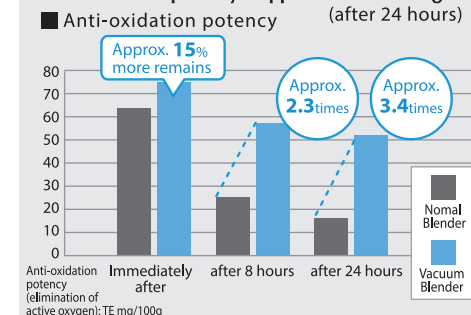
Maintaining the Nutrition

Vitamin C Approx. 4.8 times higher!
(after 24 hours)



Elimination of active oxygen in 100g of orange juice: (anti-oxidant power) comparison
* DPPH radical scavenging activity (N=1)
Inspection results report no.: 20161-001 Tester: Farm to Wellness Club (Delica Foods)
*A typical example of products have vacuum function

Anti-oxidation potency Approx. 3.4 times higher!
(after 24 hours)



Elimination of active oxygen in 100g of orange juice: (anti-oxidant power) comparison
* DPPH radical scavenging activity (N=1)
Inspection results report no.: 20161-001 Tester: Farm to Wellness Club (Delica Foods)

Appetizing Color!



Apple smoothie :30 minutes after mixing.

Normal blender, polyphenol in ingredients gets oxidation and it makes smoothie's colour change in darker immediately.

This model "gokusen" vacuum blender can avoid oxidation and keep original colour of ingredients.

Rich and smooth, Even dietary fibers taste nice!



Japanese mustard spinach smoothie.

By removing air bubbles sticks on dietary fiber, it avoids separation of liquid and residue.

Strong taste and smoothness of ingredients come out finally. You can obtain dietary fiber for your health with better taste than before.

Vacuum Cold&Hot All-in-One Blender



7 courses

Selectable the courses
"Soy milk", "Soup", "Paste", "Powderizing",
"Smoothie", "Frozen", "Manual".

Expanded heat preparations

Easily make hot food with this single unit.
Automatically cook based on ingredients and recipes
to produce simple soups and thick sauces.

Timed cooking, according to your schedule

The timer can be set for up to 12 hours, allowing you to use it to fit your lifestyle.
Set it before you leave in the morning, to prepare fresh dishes for dinner.



TMV3000SEA Vacuum Cold&Hot All-in-One Blender

Power: AC220-240V
PW con: Blending 1150(220V)-1350W(240V),
Heating 710(220V)-850W(240V)
Dimension: H533xW275xD278mm (Main unit only)
Weight: 5.8kg (Main unit only)
Color: Pink Gold

Capacity:
Tritan bottle: Max 2000ml, Min. 500ml
Glass bottle: Max 2000ml, Min. 750ml (blending),
Max 1400ml, Min. 800ml (heating)

Vacuum Blender
gokusen

Tritan bottle for vacuum cooking

Glass bottle for heated cooking(non-vacuum)

LED indicators

See vacuum and heating progress at a
glance (Vacuum: blue/Heating: red).

High powered, smooth and speedy

Gives even dietary fiber a smooth texture using a
cutter that rotates more than 30,000 times per
minutes*.
This powerful unit can cook large quantities speedily.
*Maximum rotation speed at 240V, no load.

7 courses with vacuum and heating



Soy milk course:
Easily make homemade soy milk with
just soy beans and water.



Soup course:
Infuse the soup with flavour by
warming and stirring the ingredients.



Paste course:
Heat while mixing to produce clean, thick
dishes, such as baby food, without burning.



Powderizing course:
Crush nuts, etc., without trouble.



Smoothie course:
Make fresh fruit and vegetable juices containing
more freshness and nutrients than ever before.



Frozen course:
Add frozen fruit, etc., to make a luxurious
juice or dessert.



Manual course:
Set the number of revolutions and stirring
time to create the texture of your choice.



Storage tumbler

Keep food fresh for 8 hours using the original Tescom vacuum storage tumbler.
Make enough for the whole day, and take it with you when you go out.
Made of Tritan, making it strong and hard to break
The double surface maintains coolness Suitable for warm drinks
Do not store under vacuum conditions.
Doing so may cause the vacuum blender unit to break down.
Dishwasher/dryer-compatible Tumbler only (exterior surface/interior surface/inner seal).
Do not clean in dishwasher/dryers with specifications exceeding 80°C.





Vacuum Blender

Delicious every day. Fresh recipes

- Fresh Smoothie
- Soup



Vacuum Blender gokusen

Vacuum Preservation Tumbler



400ml

TMV2000SEA Vacuum Blender

Power: AC220-240V
PW con: 450W

Dimension: H459xW263xD195mm (Main unit only)
Weight: 4.6kg (Main unit only)
Color: Silver
Capacity: 1500ml



Light and unbreakable blender bottle.

New material, Tritan TM®, which is BPA-FREE material is used. Tritan is tough, dishwasher-durable and clear material.




Powerful cutter of 6 blades.

Serrated knife blades can cut vegetable fine so dietary fiber becomes smooth. Blade holder is detachable and washable.



Illumination ring.



Inform you vacuum state and the best freshness.

One-touch vacuum cooking



Just press the "VACUUM FRESH" switch to cook automatically.
Set the stirring time to 10-120 seconds to adjust to your taste.
The remaining stirring time is shown on the timer display screen.

Storage tumbler



Keep
freshness
for 8 hrs

Keep food fresh for 8 hours using the original Tescom vacuum storage tumbler.
Make enough for the whole day, and take it with you when you go out.
Made of Tritan, making it strong and hard to break
The double surface maintains coolness Suitable for warm drinks
Do not store under vacuum conditions.
Doing so may cause the vacuum blender unit to break down.
Dishwasher/dryer-compatible
Tumbler only
(exterior surface/interior surface/inner seal).
Do not clean in dishwasher/dryers with specifications exceeding 80°C.

Matsumoto Factory, a hub of Tescom engineering, leading in blender, makes world highest level of freshness with "gokusen"



Tescom is located in Matsumoto, Nagano Pref.
30 years of achievement, Tescom has history and know-how of development and production for blender in 30 years.
This is why we got idea that "technology of avoiding oxidation = vacuuming".

Vacuum Blender

Vacuum prevents smoothie being oxidation and keeps fresh juice fresh.

Light and unbreakable blender bottle.



By engaging vacuum arm on the container lid, it removes air in the bottle and makes decompression. Vacuum blender can create the best smoothie by avoiding oxidation. Keep high nutrition and can obtain whole ingredient.

- Fresh Smoothiness
- Cooking
- Sweets



Glass bottle



Vacuum storage tumbler



TMV1500SEA Vacuum Blender

Power: AC220-240V
PW con: 300W

Dimension: H325xW148xD274mm (Main unit only)
Weight: 2.2kg (Main unit only)
Color: Gold
Capacity: 780ml



Key Point

How to use? It's easy.

1 Automatic! Just press "Vacuum Blend" button.



Press "Vacuum Blend"



After vacuuming, automatically start blending.



After 1 min., auto-stop



2 Containing vacuum storage bottle Keep freshness for 8 hrs!

This can keep freshness like just finish blending. You can enjoy smoothie next morning by using this bottle. Nutrition also keep high condition.



Next morning can drink fresh smoothie

Healthiness with vacuum smoothie. Model No. TMV2000SEA/TMV1500SEA.

For beauty, health condition make original smoothie.

※TMV2000SEA は 2 倍の分量

Basic veggie smoothie



Veggie Smoothie

Ingredients

- Water 220ml
- Kiwi fruit 50g
- Spinach or mustard spinach 20g
- Apple 50g
- Carrot 30g
- Honey (to taste) 1-2tsp.

How to prepare

- 1 Remove the stem and peel from the kiwi fruit. Core the apple but leave the peel. Cut all fruit into 2cm cubes. Remove the stem from the carrot and thinly slice.
- 2 Put the ingredients in order into the blender container and press the "Vacuum blender" button.

The Smoothie Golden Ratio

The ratio of vegetables to fruit should be aimed at 2:3 for optimal drinkability, but 1:4 will make it even tastier and easier to drink. As you get used to drinking smoothies, gradually add more vegetables!



Lots of dietary fiber to smoothly refresh your stomach!



Banana and Pineapple Smoothie

Ingredients

- Soymilk (plain) 160ml
- Pineapple 100g
- Banana (1 1/2) 100g
- Vanilla extract Moderate amount

How to prepare

- 1 Peel and core the pineapple, and cut into 2cm circles.
- 2 Put the ingredients in order into the blender container and press the "Vacuum blender" button.

Body-Warming Hot Smoothie



Pumpkin and Salt Koji Hot Smoothie

Ingredients

- Soymilk (plain) or milk 200ml
- Frozen pumpkin 160g
- Salt koji (salted rice malt) 1 tsp.
- Salt (to taste) Moderate amount

How to prepare

- 1 Wrap the frozen pumpkin in cling wrap, and heat in a microwave (600W) for about 2 minutes. Let cool, and cut into 2cm cubes.
- 2 Put the ingredients in order into the blender container and press the "Vacuum blender" button.
- 3 Transfer to two heat-resistant containers, add salt to taste. Heat in a microwave (600W) for about two minutes. (When using 2 containers)
*Add finely chopped parsley to taste. *Removing the skin from the pumpkin will make the color more appealing.

Tescom calls the drink which made by blender "Smoothie"

Smoothie is the drink which can obtain whole nutrition of ingredient by making blender. Juice means that fiber separated from liquid by making juicer.

*Quantities in the recipe book are the maximum that will fit in the blender container. *Ingredients are generally assumed to be the edible parts, without skin and seeds.
*Use caution regarding allergies to ingredients in the recipe book *Chill ingredients and container (glass) in the refrigerator ahead of time.

TESCOM Kitchen Line Up

Find your own Kitchen item

	Vacuum Blender		
	TMV3000SEA	TMV2000SEA	TMV1500SEA
			
Page	P31	P33	P35
Color	Pink Gold	Silver	Gold
Power	AC220-240V	AC220-240V	AC220-240V
PWcon	Blending 1150(220V)-1350W(240V) Heating 710(220V)-850W(240V)	450W	300W
Dimension (Main unit only)	H533xW275xD278mm	H459xW263xD195mm	H325xW148xD274mm
Weight (Main unit only)	5.8kg	4.6kg	2.2kg
Blender Bottle Material	Tritan™ / Heat processing glass	Tritan™	Soda Glass
Heating	○	—	—
Vacuum Storage	○	○	○
Accessories	•Tumbler base •Stirring rod •Vacuum tumbler×2 •Spatul •Cleaning brush •Recipe book	•Tumbler base •Vacuum tumbler×2 •Cleaning brush •Recipe book	•Smoothie Bottle •Brush •Recipe Book